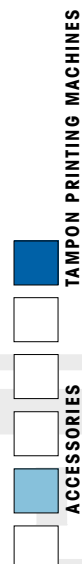


## ACCESSORIES

## INK/DOCTORING CUPS



**For all "hermetic" standard tampon printing machines**

**Ink/doctoring cup 1-, 2-, 3-colour**

**Thrust collar 2-colour for "hermetic" tampon printing machines Ø 90 - 210 mm**

**Thrust collar adapter for "hermetic" tampon printing machines Ø 90 mm**

ORIGINAL

**TAMPOPRINT®**

Tampon printing machines  
ALFALAS® Laser Systems  
Automations

Field of application:

- **Scope of supply for all TAMPOPRINT® "hermetic" tampon printing machines with ink/doctoring cup Ø 30 to 210 mm**
- **3 designs: Aluminium, plastics, steel**
- **Can be used for following cliché types:**  
Steel, ceramic, Hightech ceramic, Aloxid-special, Magnet-Aloxid-, record®-special, Magnet-Screen, Magnet-Aqua, Magnet-Eco, Magnet-microflex clichés
- **Print image sizes:**  
Ink/doctoring cup Ø 60 mm: max. Ø 55 mm (SR Ø 58 mm)  
Ink/doctoring cup Ø 90 mm: max. Ø 85 mm (SR Ø 88 mm)  
Ink/doctoring cup Ø 130 mm: max. Ø 120 mm  
Ink/doctoring cup Ø 150 mm: max. Ø 140 mm  
Ink/doctoring cup Ø 210 mm: max. Ø 190 mm (SR Ø 200 mm)



Description:

The following 3 materials are used for the ink/doctoring cups 1-colour Ø 30 to 210 mm:

Material	Machine series	Ø Ink/doctoring cup
Plastics	all standard machine series (ENCODER with additional thrust collar)	60, 90 mm
Steel	ENCODER	30, 40, 60 mm
Aluminium	all standard machine series	60 - 210 mm

Overview of all ink/doctoring cups 1-colour see page 8

Your advantage:

- ✓ Extensive service/maintenance packages (see below).
- ✓ Ink/doctoring cup at economy price
- ✓ The best ink/doctoring cups in the market

Service offers:

- ✓ **Plastic ink/doctoring cups**  
Exchange of the customer ink/doctoring cup against calculation.  
  
Mechanical lapping (only possible if there are no damages on the doctoring lip).
- ✓ **Aluminium ink/doctoring cups**  
Exchange + mechanical lapping of doctoring lip + sealing ring.
- ✓ **Steel ink/doctoring cups**  
Exchange of doctoring lip + mechanical lapping.  
  
If doctoring lips are fully worn (contact surface wider than 0,3 mm) an exchange of the doctoring ring is basically recommended.
- ✓ **Non-binding quotation**  
Please send us your ink/doctoring cup. We will check it free of charge and will send you a non-binding quotation.

Field of application:

- In TAMPOPRINT® "hermetic" tampon printing machines with ink/doctoring cup Ø 60 mm and Ø 90 mm
- **Can be used for following cliché types:**  
Steel, ceramic, Hightech ceramic, Aloxid-special, Magnet-Aloxid-, record®-special, Magnet-Screen, Magnet-Aqua, Magnet-Eco, Magnet-microflex clichés
- **Print image size:**  
Ink/doctoring cup Ø 60 mm: max. Ø 55 mm  
Ink/doctoring cup Ø 90 mm: max. Ø 85 mm



Description:

2 materials are used for the ink/doctoring cups "ClipLock®" 1-colour Ø 60 mm to 140 mm.

Material	Machine series	Ø Ink/doctoring cup
Plastics	Series Concentra, Hermetic 6-12, Rapid, Sealed Ink Cup E, TSQ, Vario, V-DUO,	60, 90 mm
Aluminium	all standard machine series	130, 140 mm

Spare parts:

Lid "ClipLock®" Ø 60 mm	Art.No. 09 01 65
Lid "ClipLock®" Ø 90 mm	Art.No. 09 01 66
Lid "ClipLock®" Ø 130 mm	Art.No. 09 09 22
Lid "ClipLock®" Ø 140 mm	Art.No. 09 09 22
Glass stirring staff	Art.No. 09 01 69
Solvent Pipette	Art.No. 09 01 75

Option:

Gripper for lid "ClipLock®" Ø 60 mm	Art.No. 09 01 67
Gripper for lid "ClipLock®" Ø 90 mm	Art.No. 09 01 68

Overview of all ink/doctoring cups 1-colour see page 8

Your advantage:

- ✓ Immediate check of the ink condition
- ✓ Ink/doctoring cup can be opened while it is still in the machine
- ✓ Re-filling of ink into ink/doctoring cup while it is still in the machine
- ✓ "ClipLock®" closures uses the complete ink/doctoring cup diameter as an opening
- ✓ Improved economy of set-up time and ink consumption
- ✓ Downtimes during production will be considerably reduced
- ✓ Extensive service/maintenance package (see below)
- ✓ Glass stirring staff and solvent pipette included in delivery
- ✓ Easy handling with gripper for lid

Service offers:

- ✓ **Plastic ink/doctoring cups**  
Customer ink/doctoring cup can be exchanged for the ink/doctoring cup "ClipLock®" against calculation.  
  
Mechanical lapping (only possible if there are no damages on the doctoring lip).
- ✓ **Non-binding quotation**  
Please send us your ink/doctoring cup. We will check it free of charge and will send you a non-binding quotation.

Overview of all ink/doctoring cups 1-colour see page 8

Field of application:

- In all TAMPOPRINT® "hermetic" tampon printing machines with ink/doctoring cup Ø 60 mm and Ø 90 mm
- Can be used for following cliché types:**  
Steel, ceramic, Hightech ceramic, \*Aloxid-special, Magnet-Aloxid, \*record®-special, \*Magnet-Screen, \*Magnet-Aqua, \*Magnet-Eco, Magnet-microflex clichés  
(\* When using these cliché types the lifetime of the clichés may be limited)
- Print image sizes:**  
Ink/doctoring cup Ø 60 mm: print image size max. Ø 55 mm  
Ink/doctoring cup Ø 90 mm: print image size max. Ø 85 mm  
Non-printing area around the centre bar approx. 5 mm

Your advantage:

- ✓ 2 different-coloured print images (side by side) in one printing process with a 1-colour "hermetic" tampon printing machine.
- ✓ Extensive service/maintenance package (see below).



Description:

**The ink/doctoring cup 2-colour Ø 60 mm**  
consists of a steel base body with an attached doctoring lip made of sintered metal, eroded from solid material, and a centered separating web.

**The ink/doctoring cup 2-colour Ø 90 mm**  
is an aluminium base body with our well-tried doctoring lip made of sintered metal. The ink separation takes place via a separately inserted aluminium separating web with an exchangeable plastic doctoring lip. If the doctoring ring or doctoring lip are wearing down, they can be exchanged at TAMPOPRINT®.

Service offers:

- ✓ **Ink/doctoring cup Ø 60 mm**  
Exchange of hard metal doctoring lip + mechanical lapping.
- ✓ **Ink/doctoring cup Ø 90 mm**  
Exchange of doctoring ring + hard metal doctoring lip + mechanical lapping.
- ✓ If doctoring lips are fully worn (contact surface wider than 0,3 mm) an exchange of the doctoring ring is basically recommended.

Accessories required:

Thrust collar multicolour Ø 60 mm	Art.No. 09 00 86
Ink/doctoring cup 2-colour Ø 60 mm, steel	Art.No. 09 00 21
Gripping tongs Ø 60 mm	Art.No. 09 00 72 (included in delivery of standard machine)
Assembly table Ø 60 mm	Art.No. 09 00 62 (included in delivery of standard machine)
Thrust collar multicolour Ø 90 mm	Art.No. 09 01 27
Ink/doctoring cup 2-colour Ø 90 mm, aluminium	Art.No. 09 00 58
Gripping tongs Ø 90 mm	Art.No. 09 01 40 (included in delivery of standard machine)
Assembly table Ø 90 mm	Art.No. 09 01 50 (included in delivery of standard machine)

Field of application:

- In all TAMPOPRINT® "hermetic" tampon printing machines with ink/doctoring cup Ø 60 mm
- Can be used for following cliché types:**  
Steel, ceramic, Hightech ceramic, \*Aloxid-special, Magnet-Aloxid, \*record®-special, \*Magnet-Screen, \*Magnet-Aqua, \*Magnet-Eco, Magnet-microflex clichés  
(\* When using these cliché types the lifetime of the clichés may be limited)
- Print image size:**  
Ink/doctoring cup Ø 60 mm: print image max. 3x 15 mm wide with 5 mm intermediate distance

Your advantage:

- ✓ 3 different-coloured print images (side by side) in one printing process with a 1-colour "hermetic" tampon printing machine.
- ✓ Extensive service/maintenance package (see below).

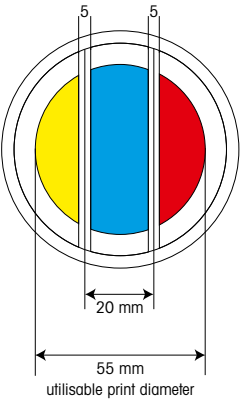


Description:

The ink/doctoring cup 3-colour Ø 60 mm corresponds in its basic concept and material with the two-colour ink/doctoring cup Ø 60 mm. The separation of the ink compartments, however, takes place by means of two separating webs. The doctoring lip is a one-piece doctoring ring with two separating webs.

Service offers:

- ✓ Exchange of hard metal doctoring lip + mechanical lapping
- ✓ If doctoring lips are fully worn (contact surface wider than 0,3 mm) an exchange of the doctoring ring is basically recommended.



**Non-printing area**  
Separating webs approx. 5 mm each  
Centre to centre distance of the separating webs: 20 mm

Accessories required:

Thrust collar multicolour Ø 60 mm	Art.No. 09 00 86
Ink/doctoring cup 3-colour Ø 60 mm, steel	Art.No. 09 00 22
Gripping tongs Ø 60 mm	Art.No. 09 00 72 (included in delivery of standard machine)
Assembly table Ø 60 mm	Art.No. 09 00 62 (included in delivery of standard machine)



Field of application:

- Use of an ink/doctoring cup Ø 60 mm in a tampon printing machine with ink/doctoring cup size Ø 90 mm
- **Can be used for following clichés:**  
Steel, ceramic, Hightech ceramic, Aloxid-special, Magnet-Aloxid-, record®-special, Magnet-Screen, Magnet-Aqua, Magnet-Eco, Magnet-microflex clichés

Your advantage:

- ✓ Your print image is often smaller than 55 mm
- ✓ Print image centre is identical with 90 mm ink/doctoring cup
- ✓ Smaller ink/doctoring cup - reduction of ink waste
- ✓ Your cliché size remains the same
- ✓ Special solutions for deviations from print image centres possible
- ✓ Ink filling capacity is clearly reduced
- ✓ Reduction of disposal costs if 2-component ink is used
- ✓ The gripping tongs and assembly table which are included in delivery can still be used. No necessity to purchase new ones.



Description:

The thrust ring is designed for a TAMPOPRINT® plastic ink/doctoring cup.  
Note:  
You can continue to use the gripping tongs and assembly table which are included in delivery.  
No necessity to purchase new ones.

Accessories required:

- Thrust collar adapter Ø 90 m Art.No. 09 01 37
- Ink/doctoring cup Ø 60 mm, plastics Art.No. 09 00 29
- Gripping tongs Ø 90 mm Art.No. 09 00 73 (included in delivery of standard machine)
- Assembly table Ø 90 mm Art.No. 09 00 63 (included in delivery of standard machine)

Field of application:

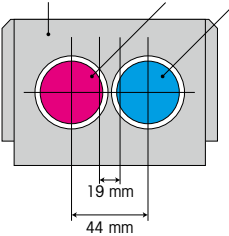
- In "hermetic" tampon printing machine with ink/doctoring cup Ø 90 to 210 mm
- **Can be used for following clichés:**  
Steel, ceramic, Hightech ceramic, Aloxid-special, Magnet-Aloxid-, record®-special, Magnet-Screen, Magnet-Aqua, Magnet-Eco, Magnet-microflex clichés
- **Print image size:**  
Ink/doctoring cup Ø 30 mm: print image 2x max. Ø 25 mm  
Ink/doctoring cup Ø 60 mm: print image 2x max. Ø 55 mm  
Ink/doctoring cup Ø 90 mm: print image 2x max. Ø 85 mm  
Note:  
Non-printing area between the ink/doctoring cups:  
see table down to the right.

Your advantage:

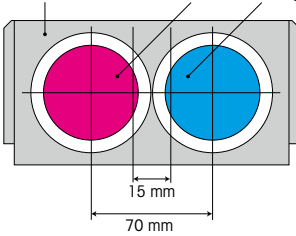
- ✓ 2 different-coloured print images (side by side) in one printing process with a 1-colour "hermetic" tampon printing machine.
- ✓ 2 ink/doctoring cups positioned side by side by using our 2-colour thrust collar.



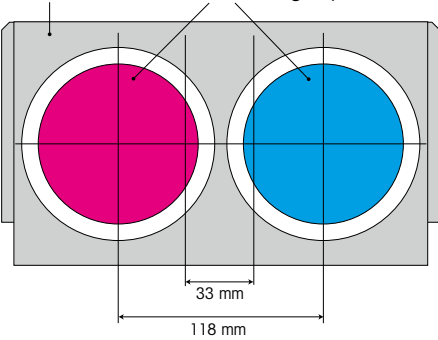
Thrust collar for 2x ink/doctoring cup Ø 30 mm



Thrust collar for 2x ink/doctoring cup Ø 60 mm



Thrust collar for 2x ink/doctoring cup Ø 90 mm



Accessories required:

- Thrust collar 2-colour Ø Ø 30 mm
- 2 ink/doctoring cups Ø 30 mm, steel
- Gripping tongs 2-colour Ø 30 mm
- Assembly table 2-colour Ø 30 mm

- Thrust collar 2-colour Ø 60 mm
- 2 ink/doctoring cups Ø 60 mm, steel
- Gripping tongs 2-colour Ø 60 mm
- Assembly table 2-colour Ø 60 mm

- Thrust collar 2-colour Ø 90 mm
- 2 ink/doctoring cups Ø 90 mm, plastics
- Gripping tongs 2-colour Ø 90 mm
- Assembly table 2-colour Ø 90 mm

- Art.No. 09 01 35
- Art.No. 09 00 01
- Art.No. 09 01 43
- Art.No. 09 01 52

- Art.No. 09 01 36
- Art.No. 09 00 03
- Art.No. 09 01 44
- Art.No. 09 01 53

- Art.No. 09 01 39
- Art.No. 09 00 31
- Art.No. 09 01 45
- Art.No. 09 01 54

■ Non-printing area

Machine type with the following ink/doctoring cup size	Machine type cliché size depth x width	Thrust collar for the following ink/doctoring cups	Non-printing area between the two ink/doctoring cups
Ø 90	100 x 215 mm	2 x Ø 30 mm	19 mm
Ø 130	150 x 300 mm	2 x Ø 60 mm	15 mm
TSQ Ø 90	440 x 100 mm	2 x Ø 30 mm	19 mm
TSQ Ø 90	600 x 100 mm	2 x Ø 30 mm	19 mm
TSQ Ø 90	800 x 100 mm	2 x Ø 30 mm	19 mm
TSQ Ø 130	730 x 150 mm	2 x Ø 60 mm	15 mm
TSQ Ø 130	930 x 150 mm	2 x Ø 60 mm	15 mm
TSG Ø 210	220 x 500 mm	2 x Ø 90 mm	33 mm

# Overview 1-colour standard ink/doctoring cups

E N C O D E R	Ink/ doctoring cup Ø mm	Steel	Steel with bellows	Steel with plastic piston + sealing rings	Aluminium	"ClipLock®" Aluminium with lid	Plastics	"ClipLock®" Plastics with lid	Thrust collars 1-colour Art.No.	Gripping tongs *Grippers for lid Art.No.	Assembly tables Art.No.	Ink/ doctoring cup Art.No.
	Ø 30	x	-	-	-	-	-	-	-	-	-	09 00 01
	Ø 40	x	-	-	-	-	-	-	09 00 81	09 00 71	09 00 61	09 00 02
	Ø 40	-	Pneumatic supply at the top	-	-	-	-	-	09 00 81	09 00 71	09 00 61	09 00 04
	Ø 40	-	Pneumatic supply on the side	-	-	-	-	-	09 00 81	09 00 71	09 00 61	09 00 06
	Ø 40	X Height 39 mm	-	-	-	-	-	-	09 00 81	09 00 71	09 00 61	09 00 13
	Ø 60	-	Pneumatic supply at the top	-	-	-	-	-	09 00 82	09 00 72	09 00 62	09 00 05
	Ø 60	x	-	-	-	-	-	-	09 00 88 / 09 00 89 Plunger suspension / 6-point suspension	09 00 72	09 00 62	09 00 03
	Ø 60	-	Pneumatic supply on the side	-	-	-	-	-	09 00 88 / 09 00 89 Plunger suspension / 6-point suspension	09 00 72	09 00 62	09 00 07
	Ø 60	x	-	Pneumatic supply on the side	-	-	-	-	09 00 89	09 00 72	09 00 62	09 00 17
	Ø 60	-	-	-	x	-	-	-	09 00 83	09 00 72	09 00 62	09 00 20
	Ø 60 <sup>2)</sup>	-	-	-	-	-	x	-	09 00 87	09 00 72	09 00 62	09 00 29
	Ø 60 SR* <sup>2)</sup>	-	-	-	-	-	x	-	09 00 87	09 00 72	09 00 62	09 00 40
	Ø 60 <sup>2)</sup>	-	-	-	-	-	-	x	09 00 87	09 00 72 *09 01 67	09 00 62	09 00 33
	Ø 90	-	-	-	x	-	-	-	09 00 84	09 00 73	09 00 62	09 00 30
	Ø 90 <sup>2)</sup>	-	-	-	-	-	x	-	09 00 79	09 00 73	09 00 63	09 00 31
	Ø 90 SR* <sup>2)</sup>	-	-	-	-	-	x	-	09 00 79	09 00 73	09 00 63	09 00 41
	Ø 90 <sup>2)</sup>	-	-	-	-	-	-	x	09 00 79	09 00 73 *09 01 68	09 00 63	09 01 34
	Ø 130	-	-	-	x	-	-	-	09 00 85	09 00 74	09 00 64	09 00 50
	Ø 130 <sup>2)</sup>	-	-	-	x	-	-	-	09 00 80	09 00 74	09 00 64	09 00 51
	Ø 130 <sup>2)</sup>	-	-	-	-	x	-	-	09 00 80	09 00 74	09 00 64	09 00 38
	Ø 140 <sup>2)</sup>	-	-	-	x	-	-	-	09 00 77	09 00 70	09 00 66	09 00 54
	Ø 140 <sup>2)</sup>	-	-	-	-	x	-	-	09 00 77	09 00 70	09 00 66	09 00 39
	Ø 150 <sup>2)</sup>	-	-	-	x	-	-	-	09 00 78	09 00 76	09 00 65	09 00 55
	Ø 210 <sup>2)</sup>	-	-	-	x	-	-	-	09 01 26	09 00 69	09 00 67	09 00 57
	Ø 210 SR* <sup>2)</sup>	-	-	-	x	-	-	-	09 01 26	09 00 69	09 00 67	09 00 49

SR\* = Doctoring lip mirrored, therefore print image diameter increased by approx. 3 mm  
(Doctoring lip chamfered from inside outwards for increased printing area)

<sup>2)</sup> = 30° - chamfered thrust collar contact surface

Please note when placing a repeat order:

The article number of your ink/doctoring cup is marked on the top side of the ink/doctoring cup.

Dealer:



## TAMPOPRINT® AG

Lingwiesenstraße 1  
70825 Kornthal-Münchingen, GERMANY  
☎ +49 7150 928-0  
Fax: +49 7150 928-400  
E-Mail: info@tampoprint.de  
**"Ventes et Affaires Françaises"**  
☎ +49 7150 928-144  
Fax: +49 7150 928-432  
E-Mail: ventes@tampoprint.de  
http: www.tampoprint.de

## TAMPOPRINT® INTERNATIONAL CORP.

1400 26th Street, Vero Beach, FL 32960, USA  
☎ +1 772 778-8896, 800 810-8896  
Fax: +1 772 778-8289  
E-Mail: sales@tampoprint.com  
http: www.tampoprint.com

## TAMPOPRINT® IBERIA S.A.U.

c/Caspe 127-135 local B, 08013 Barcelona, SPAIN  
☎ +34 93 2327161  
Fax: +34 93 2471500  
E-Mail: tampoprint@tampoprint.es  
http: www.tampoprint.es



The reproduction of trademarks and brands used in this brochure, even if not explicitly expressed, does not justify the assumption that such names or symbols may be considered as free as defined by the Trademark Act and may therefore freely be used. The rights are the property of the respective owner.

TAMPOPRINT® products are permanently updated to keep pace with the latest technological developments. For this reason, figures and descriptions are non-binding. Manufactured according to EC Directive 98/37/EC.

**Subject to alterations! ©Copyright**